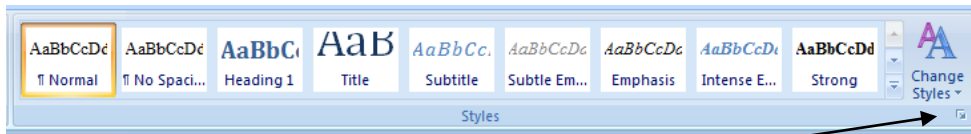
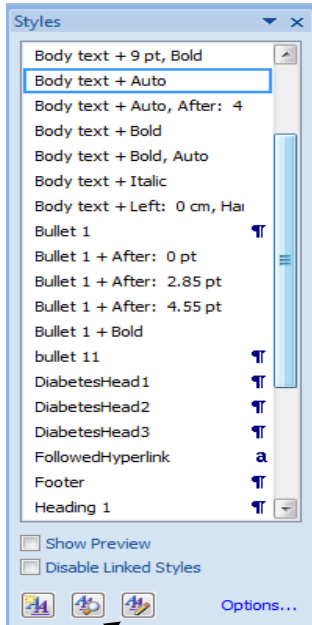


## Show hidden Styles

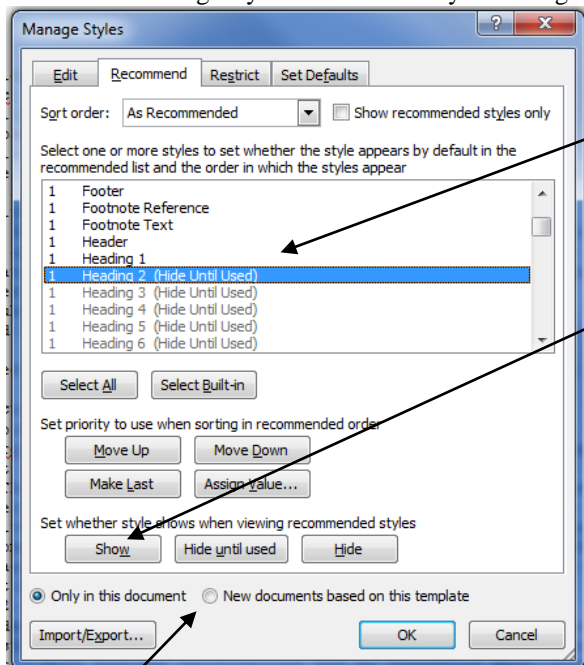
Do the following to view hidden styles in Word 2007.



Click on the arrow in the right hand corner of the styles group. The styles task pane opens.



Click on the manage styles button. The Styles manager opens.



Select one or more styles and click the Show button.

When you click OK, all the selected styles should appear in the Styles task pane.

Right-click it there and choose Add to Quick Style Gallery.

Only if needed!!!!!!

To make the changes affect the current template, also select the option button at the bottom, "New documents based on this template" (This is the equivalent of the old check box "Add to template".)